

**GREENHILL ACADEMY**  
**PRIMARY ONE NOTES FOR**  
**NEWS TERM ONE 2013**

## THEME 1: OUR SCHOOL

### Week 2

#### Lesson 1

##### **Definition of a school.**

A school is a place where we go to learn.

##### **1. How I come to school.**

*Whole class discussion about how children come to school. (Orally)*


##### **How do you come to school?**

I come to school by .....

**Or**

I come to school on.....

Other people come to school .....



Activity

2. What is a school?
3. What is the name of your school?
4. How do you come to school?
5. Why do children come to school?

6. **Draw yourself coming to school**



**Ref:**




- a) *Comprehensive bk. 1 page 4*
- b) *MK Standard SST bk. 2 page 94*
- c) *Monitor bk. 2 page 49*

7. **Things on the way to and from school**






**What things do you see on your way to school?**

On my way to school I see

**a. Plants e.g.**


<p>a</p> 	<p>b</p> 	<p>c</p> 
<p>tree</p>	<p>flower</p>	<p>Banana plant</p>

**b. Buildings e.g.**


<p>a</p> 	<p>b</p> 	<p>c</p> 
<p>bungalow</p>	<p>hut</p>	<p>church</p>
<p>d</p> 	<p>e</p> 	<p>f</p>
<p>Flat house</p>	<p>mosque</p>	<p>shop</p>

**d. Animals e.g.**


**d. Animals** e.g.



**e. People** e.g.



**f. Vehicles** e.g.



**Activity:**

**Draw name and colour three things you see on your way to school.**



**Ref:**

- a) Comprehensive SST bk. 1 page 5
- b) MK Standard SST bk. 1 page 3
- c) Monitor bk. 1 page 2
- d) Sharing our world SST bk. 1 page 3

## Lesson 2

### 8. Dangers on the way to and from school

**What dangers do you find on your way to school?**


- ❖ Road accidents
- ❖ Dogs bite us
- ❖ Insects sting us
- ❖ We can drown
- ❖ There is theft
- ❖ Kidnappers

**Solutions to the dangers we meet on the way to and from school.**

- Avoid moving alone.
- Do not stone dogs and insects like bees.
- Avoid getting gifts from strangers.
- Do not allow lifts from strangers.

**Activity:**

**a) Name these dangers on the way to and from school.**

			
Snake bite	Insect bite	Dog bite	Motor accident

**b) Draw, name and any danger on your way to school.**

## Kidnapping

### Ref:

- a) *Comprehensive SST bk. 1 page 5*
- b) *MK Standard SST bk. 2 page 98 - 99*
- c) *Monitor bk. 2 page 50*
- d) *Sharing our world SST bk. 1 page*

c] Name any three dangers we meet on the way to and from school.

d] How can we prevent the dangers we meet on the way to school?

## Lesson 3

### 9. People in my class.

Name and stream of my class.

Names of the teachers in my class.

Pupils in my stream i.e. *boys and girls*.

(oral)

Activity

1. What is your name?

my name is.....

**2. What is the name of your class?**

My class is Primary **one**.

**3. What is your stream?**

My stream is ..... (Yellow, Purple, Blue, Green, Red)

**4. What is the name of your class teacher?**

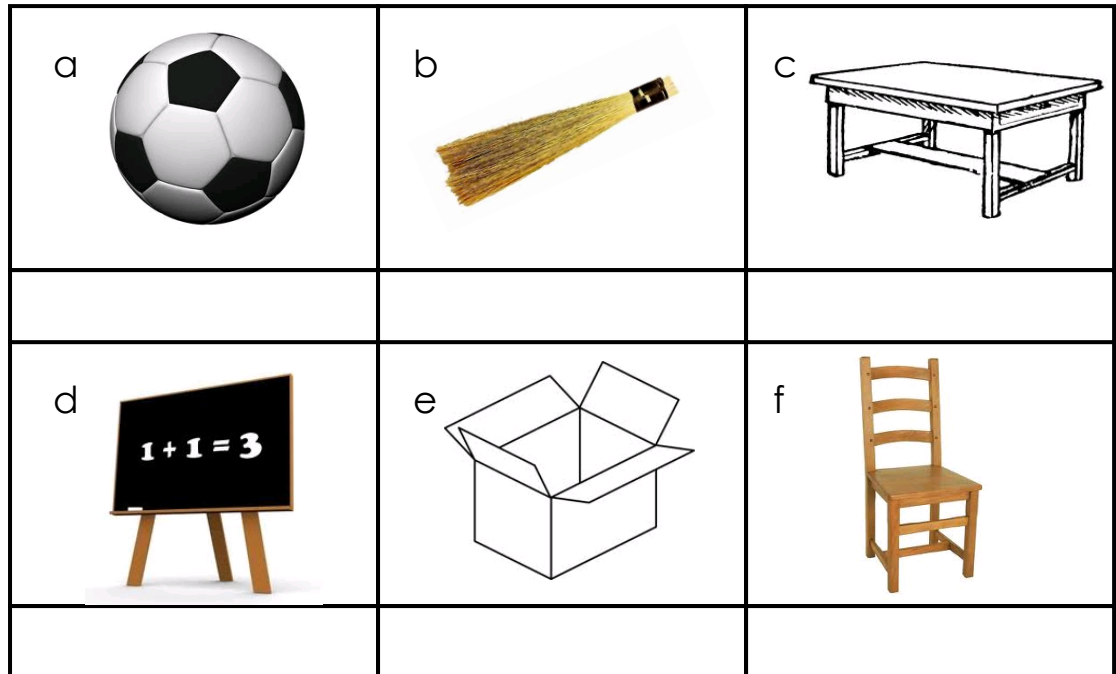
My class teacher is .....

5. The other teacher in my class is .....

**Ref:** Teachers' collection.

**10. Things we find in the classroom.**

**Name these things we find in the classroom.**




**Ref:**

MK Standard SST bk. 2

page 36

**Uses of things we find in the classroom.**




**What do we use these things for in the classroom?**

We sit on a chair.

I write from a table.

Tom uses a pencil to write.



My teacher uses chalk to write on the chalkboard.

A broom is used for sweeping the classroom.

We use a duster to clean the chalkboard.

**(Practical work)**

**Ref:** Monitor SST bk.2 page 14.

#### **Lesson 4**

### **11. People in our school.**

**We find these people in our school.**

Pupils	Guards
Teachers	Head teacher
Nurses	Rector
Cooks	Secretary
Cleaners	Librarian

- Ref:** a) *Comprehensive SST bk. 1 page 11-13*  
b) *MK Standard SST bk. 2 page 15 - 19*  
c) *Monitor bk. 1 page 39 – 40, Bk. 2 pages 49 - 50*  
d) *Sharing our world SST bk. 1 page 26 - 27*

### **12. Work of people in our school**



**What is the work of a.....?**

- Teachers teach children.
- Pupils learn
- Cooks cook / prepare and serve food.
- Nurses treat sick people (patients)
- Librarian lends out books
- Secretary types school work
- Guards / gatekeeper keeps the school safe  
(guards the school)
- Cleaners keep the school clean
- Bursar collects school money
- Head teacher heads the school

**Ref:** a) *Comprehensive SST bk. 1 page 45-50*  
b) *MK Standard SST bk. 2 page 15 - 19*  
c) *Monitor bk. 1 page 9*

**Activity**

1. Mention any five people we find in our school.

**2.What is the work of a..... ?**

bursar  
cook  
teacher

3. Who treats the sick at school?

**Work places of people in our school.**

**Where do these people work from at school?**

<b>Person</b>	<b>place of work</b>
head teacher	office
teacher	classroom
librarian	library
bursar	office
secretary	office

**Ref:**

a) *Comprehensive SST bk. 2*  
*page 11 - 13*

b) *MK Standard SST bk. 2 page 15 - 19*

c) *Monitor bk. 1 page40*

**Activity:**

*Match people with their places of work at school. )*

Head teacher	kitchen
Nurse	library
Cooks	office
Librarian	sick bay

**Week 3**

**Lesson 1**

➤ **School profile**

Our school is **Greenhill Academy Kibuli**. It is found in **Mosque zone** along **Mbogo** road. It is found on **Kibuli hill** in **Makindye** division, **Kampala** district. Greenhill is a mixed day and boarding with Nursery, Primary and Secondary schools.

It started in February 1994. Our school motto is **Extend your Horizons**.

The school uniform for girls is ..... and  
..... for boys.

The head teacher of our school is **Mr. Steven Mwesigwa**.

Activity

1. What is the name of your school?
2. Along which road is Greenhill Academy?
3. In which zone is our school found?
4. Name the zone where Greenhill Academy is found.
5. In which division is our school found?
6. Name the month and the year when Greenhill Academy started.
7. What is the motto of our school?

**Ref: Teacher's collection**

## Lesson 2

### Things in our school

- ❖ Buildings e.g classrooms, toilets, kitchen, offices, etc
- ❖ Play objects e.g balls, ropes, slides, etc
- ❖ School symbols e.g school sign posts, school, badge etc

Furniture like tables, chairs, desks, etc

### ❖ Questions

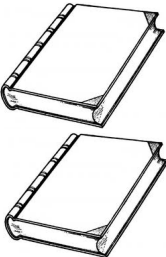







- ❖ Why do we need balls, kitchen, tables and chairs in a school?
- ❖ How is a sign post useful to a school?

### School needs.

### What are school needs?

These are things we need to use at school.

### Examples of school needs.

			
<i>books</i>	<i>pencils</i>	<i>brooms</i>	<i>food</i>
			
<i>water</i>	<i>balls</i>	<i>buildings</i>	<i>dustbin</i>

### Other school needs are:

classrooms

table

chairs

duster

toilets	rulers
compound	offices
nurses	guards
coaches	secretaries
teachers	firewood
electricity	playground
charts	school bus

*(Oral activity on different uses of school needs)*

*Draw and name any four school needs.*

**Ref:** a) *Comprehensive SST bk. 2 page 23*

b) *MK Standard SST bk. 2 page 35*

c) *Monitor SST bk. 2 page 13*

### **Lesson 3**

#### **School symbols**

##### **What are school symbols?**

School symbols make a school different from other schools.

These are:

School uniform	School address
School anthem	School mission
School budge	School prayer
School sign post	School flag

#### **14. Uses of school symbols.**

**15.** Uniforms make us look smart.

**16.** The school motto guides us.

**17.** School sign post helps people to find /locate our school easily.

**18.** The school prayer helps us to respect God.

#### **Activity:**

a) *Name and colour these school symbols.*

		
School budge	School flag	School address
		
School sign post	School uniform	School anthem

- In which way is the school uniform useful to school children?
- Which school symbol guides us?
- The school symbol which helps people to find our school easily.
- Which school symbol helps us to respect God.
- When do we sing the anthems?
- Name any three school symbols which are similar to national symbols.
- Give the general importance of school symbols

## lesson 4

### Features on a school budge.



**What features do we find on our school budge?**

**There is**

a book

crested crane

**The colours on the budge are**

yellow

blue

white

school motto


school name

### **(Practical lesson)**

#### ➤ **Features on a school flag.**

**We find the following features on our school flag:**

- a) Colours –  
navy blue, yellow  
white and light blue.
- b) a school badge



**What features do we find on our school flag?**

**Or**

**Name the features we find on our school flag.**

**Ref:** a) *Comprehensive SST bk. 2 page 23*

b) *MK Standard SST bk. 1 page 72*

c) *Monitor SST bk. 1 page 41*

d) *MK Standard SST bk. 2 page 2-3*

## **Week 4**

### **Lesson 1**

#### **School Rules.**

School rules help us to have discipline, respect for others and to avoid accidents in the school.

#### **Our school Rules.**

Do not fight

Do not shout in class

No going out without permission.

No stealing other people's property.

Keep the school property safe.

No coming to school late.

**Ref:**

*Comprehensive SST bk 2 page 18*

## Activity

1. Why do we have school rules?
2. Give any three school rules.

## Lesson 2

### Different activities done at school.

			
swimming	digging	mopping	dancing
			
playing	digging	reading	dusting

-weeding

-writing

-picking rubbish

Praying

learning



-singing

-watching video

-listening to radio

teaching

**Ref:** Comprehensive bk. 2 page  
16 - 17

Comprehensive bk. 1 page  
52 - 53

Monitor SST bk. 1 page 41

## Activity

1. Name any five activities we do at school.
2. Identify any three activities done at school to keep it clean.
3. Colour and name these activities done at school.

## Lesson 3

### Keeping the school clean

1. How do we keep our school clean?

In groups children will do the following:

- sweep the compound.
- sweep the classroom.
- weed flowers in the garden.
- mop the classroom.
- dust the chairs and tables.
- clean the chalkboard.
- Arrange the things in the classroom.

**Activity**

1. Mention any six ways of keeping the school clean.
2. Why do we keep the school clean?

**Ref:** *Comprehensive bk. 1 page 54*

*Understanding Pri. Sce. for Ug. page 17*

*Mk. Standard SST bk. 1 page 75*

*Sharing our World bk. 1 page 30*

**Lesson 4**

**Things we use to keep our school clean.**

			
hoe	axe	broom	panga
			
rake	rag	water	soap

**Activity:**

1. Colour and name these things we use to keep our school clean.
2. Mention any other four things we use to clean our school?
3. Draw these things we use to clean our school.

a rake                  a rag                  water                  soap

**Ref:**

*Mk. Standard SST bk. 1 page 75*

*Sharing our World bk. 1 page 30*

*Monitor SST bk. 1 page 28*

*Monitor SST bk. 2 page 20 - 21*



## **Week 5**

### **Lesson1**

#### **THEME 2:**

### **A HOME**

A home is a place where people or animals live/ stay.

#### **People found in our home**

Father

Mother

children

relatives

#### **Roles of family members.**

##### **Father**

He pays our school fees.

He buys clothing for the family.

He protects family members.

He provides shelter for the family.

He provides education for the children.

##### **mother**

She cares for the family.

She buys and cooks food for the family.

She provides medical care.

She breast feeds the children

She peels food.

## Children

Children help parents to mop, sweep, wash, cook, pound, milk, peel, grind and care for the young ones. **(and many others]**

## Activity

- 1) *What is a family?*
- 2) *State any three members found in a family.*
- 3) *Of what importance is a father in a home?*
- 4) *Who heads a nuclear family?*
- 5) **Draw one role of a parent.**



Cooking food

Monitor SST bk. 1 Page 1

Sharing our world bk. 1 Page 1

Mk. Standard SST bk. 1 Page 1

Comprehensive SST bk. 1 Page 1

## Lesson 2

### Family:




**Def:** A family is a group of people related by blood or marriage.

#### **Types of families:**

- a. Nuclear family
- b. Extended family

**Nuclear family:**

Members in a nuclear family are father, mother and their own children.

		
father	mother	children

**An extended family:**

A family with father, mother their own children and other relatives.

Grandmother	grandfather	cousin	aunt	uncle

**Activity**

1. What is a family?
2. Name the two types of families.
3. Mention the members in a nuclear family.
4. Write down any five members in an extended family.

**Ref:**

Monitor SST bk. 1 Page 11

Sharing our world bk. 1 Page 9

**Lesson 3**

**Needs of a family**

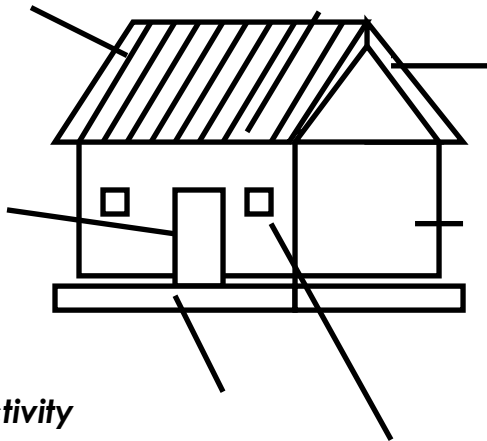
- land
- food
- medical care
- house
- clothes
- love
- education
- water
- security

## A house.

**Def:** A house is a building where people live.

**Or** a building in which we stay.

### Parts of a house.






- 1) door
- 2) wall
- 3) roof
- 4) window
- 5) verandah
- 6) ventilator

### Activity

**What is a house?**

**Name parts of the house marked p, q, r, s, t, and h,**

Draw, name and colour any four needs of a family.

			
food	water	shelter	clothing









## Lesson 4

### Rooms in the house

- sitting room/ living room
- bedroom
- dining room
- toilets
- kitchen

- bathroom
- store
- reading room

**Things found in a sitting room/ dining room**

			
chair	table	carpet	mat
			
radio	television	cupboard	flowers

**Things found in a kitchen/store**

			
plates	cups	saucepan	forks and spoons
			
charcoal	stove	knives	food

**Things found in a bed room**



- bed
- mattress
- pillow
- bed sheets
- net
- bed cover

### Things found in a bath room

- basin
- soap
- sponge
- water
- bath tap
- towels

### Activity

1. Draw and name any two things found in a bathroom.
2. Write down any four things found in the kitchen.

	
soap	sponge

### Week 6

#### Lesson 1

### Animals

#### Types of animals.

We have domestic animals and wild animals.

#### ➤ Domestic animals

***We keep domestic animals at home.***

Examples of domestic animals are:

Cow, cat, goat, rabbit, sheep, pig, donkey, horse, duck, turkey, hen **etc**





#### Draw these domestic animals

pig	cat	hen	rabbit

## Wild animals

**Wild animals stay in the bush, zoo, jungle, forest water etc.**

Examples of wild animals

			
zebra	lion	elephant	monkey

**Other wild animals are:**

leopard                      crocodile  
cheetah                      frog  
rhino                          elephant  
kob                              lizard

**Ref:** Sharing our world bk. 1 page 22 – 23  
Mk Standard SST bk. 1 page 57 – 59  
Monitor SST bk. page 30 – 33

## Lesson 2

### Use of domestic animals

- 1) We get beef and milk from cows.
- 2) Cats chase and eat rats and snakes away from our homes.
- 3) Dogs guard our homes.
- 4) Donkeys are used for transport.
- 5) We get chicken and eggs from hens.
- 6) We sell domestic animals and get money.
- 7) An ox helps us to plough the garden. etc

**Ref:** Sharing our word bk. 1 page 22 – 23  
Comprehensive SST bk. 1 page 42

### Animal homes

dog – kennel

pig – sty

lion – den

man – house

fish – water

ants – anthill

termites – anthill

bird – nest

cow – kraal

rabbit – hutch / burrow

goat – pen / shed

sheep – pen

horse – stable

bee - hive

### Animals and their young ones

dog – puppy

pig – piglet

lion – cub

man – baby

fish – fry

butterfly – caterpillar

frog – tadpole

hen - chick

bird – nestling

cow – calf

rabbit – bunny

goat – kid

sheep – lamb

horse – foal

duck - duckling

### Lesson 3

### Animal movements

People – walk / run

Cows – walk

Hens – walk

Fish – swim

Baby – crawls

Snake – glides



**Ref:** Fountain Primary Science bk. 1 page 18 -19.  
Understanding Integrated Science bk. 2 page 2

## A community.

### What is a community?

A community is a group of people working together to achieve certain objectives.


### Different people who help us in the community in our community.

These are:

farmers, cobblers, teachers, tailors, builders, nurses, doctors  
cooks , carpenters, vendors, drivers, pilots, secretary, guards,  
bankers, cyclists, police, cleaners, dentist etc.

### Activity:

Name these people who help us in the community.



**Ref:** Monitor SST bk. 2 page 42

## Lesson 4

### Activities done by different people in the community.

- 1) teaching
- 2) making and repairing shoes
- 3) sewing clothes
- 4) farming / growing crops / keeping animals
- 5) building
- 6) treating sick people / patients
- 7) cooking food
- 8) selling things
- 9) driving / transporting people and goods
- 10) flying aeroplanes
- 11) typing letters and exams
- 12) protecting people and their property
- 13) receiving, keeping and giving out money
- 14) keeping law and order
- 15) modelling
- 16) cleaning the environment
- 17) shaving hair
- 18) treating and removing teeth etc.

**Ref:** Monitor SST bk. 2 page 42

### People and their places of work.

- 19) police – police station
- traders – shops  
vendors – markets  
doctor / nurse – hospital, clinic  
teachers – school  
carpenter – workshop

farmer – farm / garden

pilot – airport

cook – kitchen

secretary - office

**Ref:** Monitor SST bk. 2 page 42

week 7

## Lesson 1

### Needs of people in the community.

We need the following in the community:

- |                 |             |
|-----------------|-------------|
| 1) roads        | 10) clothes |
| 2) schools      | 11) water   |
| 3) churches     | 12) houses  |
| 4) mosque       | 13) love    |
| 5) hospitals    | 14) land    |
| 6) medical care | 15) money   |
| 7) security     |             |
| 8) transport    |             |
| 9) education    |             |

### Activity:

Draw and colour these needs of people in the community.



**Ref:** Monitor SST bk.1 page 24 – 26

Mk SST bk. 1 page 46

## Important features / places in our community.

### These include:

schools

Hospitals

Markets

Banks

Roads

Church

Mosque

Offices

Shops

Railway stations

Clinics

Hills

Radio stations

TV stations





Post offices

Police stations

Recreation centers

etc

## Name these important places found in our community.

		
church	mosque	school
		
market	Police station	shop

**Ref.** sharing our world bk. 2 page 29

Comprehensive SST bk. 2 page 3

## Lesson 2

### Theme 4: Human Body and Health

#### 1. Parts of the body

head  
ears  
mouth  
arm  
knee  
chest  
neck  
chin  
toes  
hands  
navel  
fingers

**Activity:** Identify the parts on your body.


**Ref:** Understanding integrated Science book 1 page 1

Pentagram bk 1 page 4

Mk English book 2 page 114-116

## Lesson 3

### Main parts of the body

<b>a) Head</b>	<b>Parts of the body</b>
	Hair Eyes Cheek Nose Ears Mouth Chin
<b>b) Trunk</b>	<b>Parts of the trunk</b>
	Neck Chest Belly Shoulder Navel breasts
<b>c) Limbs</b>	<b>Parts of the Limb</b>
	Elbow Palms Ankle Nails Toes Thigh Fingers





## Lesson 4

### Senses and sense organs

There are five sense organs.

These are:- eyes, nose, ears, skin, tongue.

Senses	organ	use
seeing		to see

	eye	
hearing	 ear	to hear
tasting	 tongue	to taste
smelling	 nose	to smell
feeling	 skin	to feel

**Ref: Pentagram Basic Christian Religious Education book I page 6 – 7.**

**Week 8**

**Lesson 1**





**Personal Hygiene**

Personal hygiene is the cleanliness of our body.

Items used in keeping our bodies clean.

- Sponge, comb, water, soap, basin, toothbrush, etc.

Draw and name four items used to keep our bodies clean.

			
soap	water	comb	razorblade

**Ref: Understanding integrated Science book 2 page 12.**

**MK Primary English book 2 pages 16-17.**

### **Importance of Personal Hygiene**

We practice personal hygiene to:-

- -kill germs
- prevent bad body smell
- -remove dirt
- -prevent skin diseases
- to be smart
- to be healthy

### **Dangers of not practicing personal hygiene.**

- We get tooth decay
- We get skin diseases
- We get germs and fall sick



- We get bad body

## Lesson 2

### Ways of keeping our bodies clean.

- We wash our face.
- We comb our hair
- We cut our nails and hair short.
- We brush our teeth
- We bathe our body

**(Practical lesson about ways of keeping our bodies clean)**

**Ref: Understanding Integrate Science book I pages 5-13.**

**MK Integrated Primary school book**


## Lesson 3

### CHILDHOOD DISEASES (IMMUNISATION)

1. What is immunization?

Immunization is the giving of vaccine to a person to protect or prevent certain diseases.

#### **Immunisable diseases**

 <p>polio</p>	<p>measles</p>
--	----------------

Whooping cough	diphtheria
tetanus	tuberculosis

#### Lesson 4

#### Signs and symptoms of immunisable diseases

Tetanus	Stiff muscles all over the body, Spasms when touched New born baby stops sucking mother's breasts
Tuberculosis Whooping cough (pertussis)	Cough lasts long Difficulty in breathing Loss of weight Runny nose Vomiting Cough that lasts long Gasp for breath
Polio	Lame legs or hands ( become thin )

Diphtheria	Swollen neck Sore throat Difficulty in breathing

**Ref: Understanding Integrated Science book 2 pages 28 – 31.**

**Fountain Primary Science book 2 page 71**

**Week 9**

**Lesson 1**

**Other immunisable diseases**

- rabies
- typhoid
- yellow fever
- Hepatitis B
- Haemophilus influenza b

**Importance of Immunisation**

- It reduces infant mortality rate.
- It promotes good health.
- It controls childhood diseases.